

ENJOY

LINE-A-MAZE™

The newest innovation from CLAXTECH®

INSTRUCTIONS:

1. Complete the **CONNECT-THE-DOTS™** (CONNECT-THE-DOTS™ is not sanctioned by CLAXTECH®) portion of the **LINE-A-MAZE™** activity by joining the dots in a numerical order with a straight line. Be sure to leave space for the beginning and end of the maze!
2. Identify the animal formed by the dots connected.
3. Complete the maze formed within the connected dots by beginning at **Start** and finishing at **F** using one line that does not cross any of the lines creating the maze.

FAQ

Question *What if I can already tell what animal it is before I begin connecting the dots?*

Answer You shouldn't be able to. **LINE-A-MAZE™** was tested extensively to ensure the greatest potential of reveal on completion of the **CONNECT-THE-DOTS™** portion.

Question *Why does the maze begin with the word **Start** but end with the letter **F**?*

Answer The area surrounding the **F** is quite crowded, so in the interest of a clear read, we have reduced the more common **Finish** to just the letter **F**.


Question *How do I navigate a maze? I am new to this.*

Answer **HOW TO NAVAGATE A MAZE:**

1. Begin at the first indicated open area, and navigate to the second opened area without crossing any lines.
2. If you reach a dead end, procede to turn around and find a way out.
3. You finish the maze when you reach the exit located on the other side.

AND FOR YOUR CONVENIENCE


Possible Animals This LINE-A-MAZE™ Could Be™



TIM TURTLE™



RON RABBIT™




SAL SHARK™



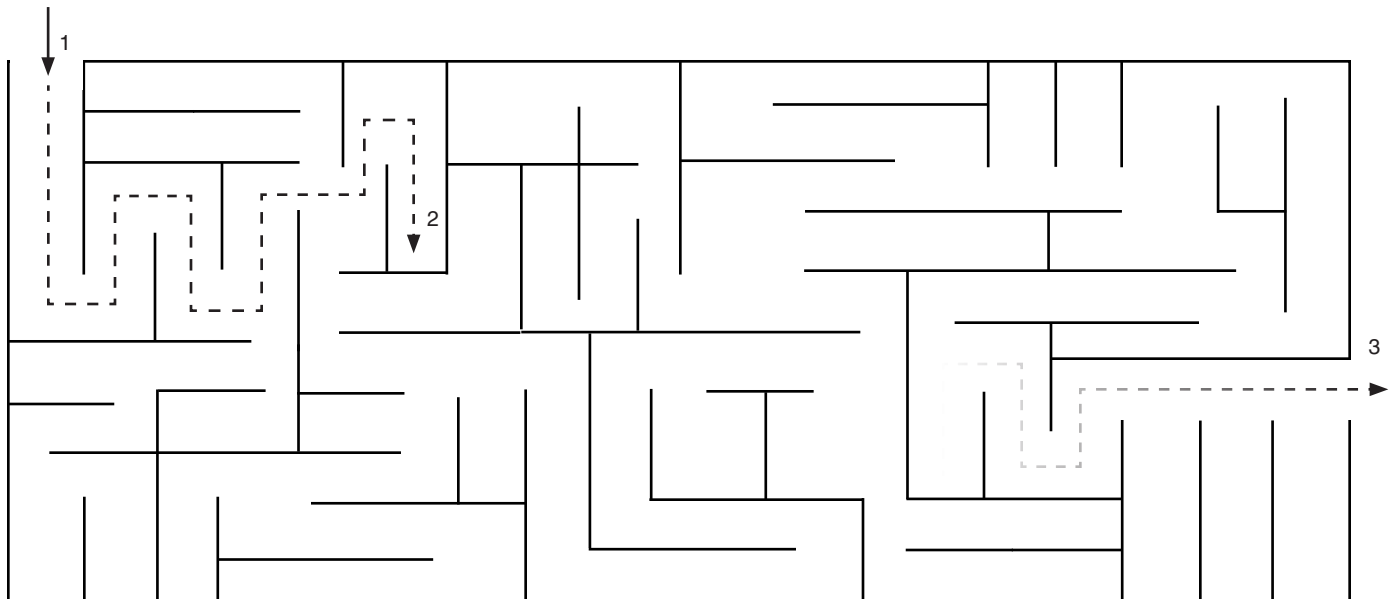
SUE SQUIRREL™



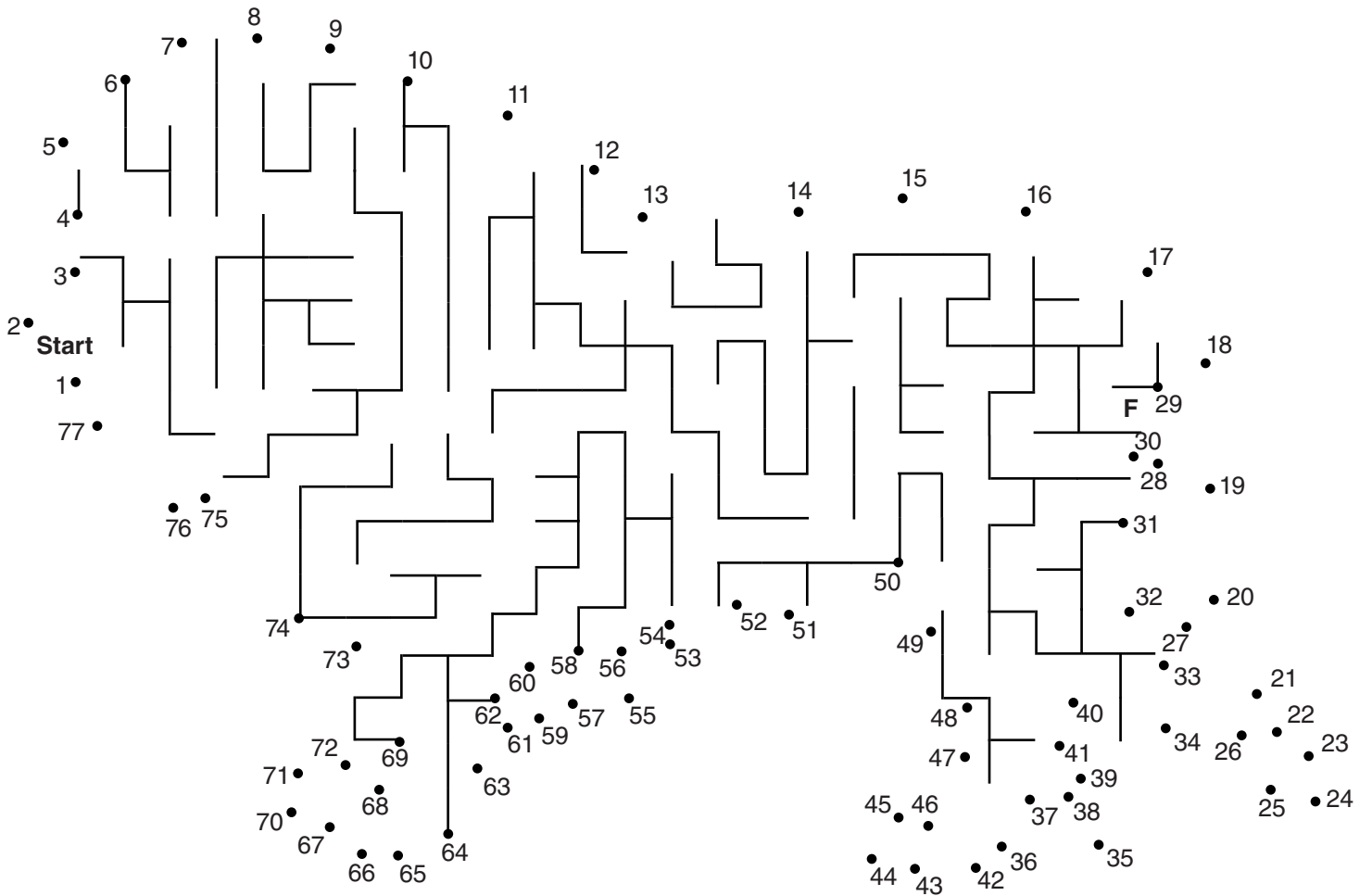
POP PARROT™



GOB THE GALLON OF MILK™



LINE-A-MAZE™ Line-Grid Map Zone



LINE-A-MAZE™ Animal Identification Zone

Enter the identity of the animal depicted above.
